

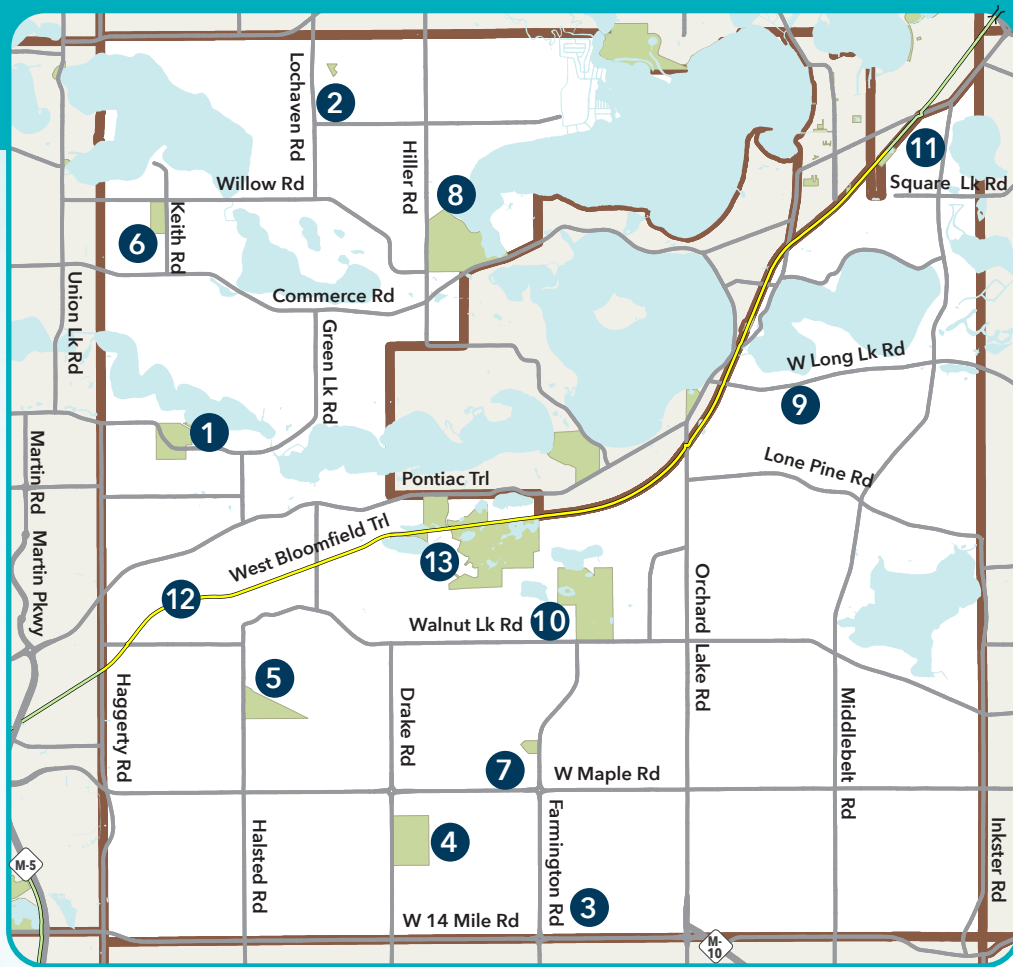


Parks are open 8 am to sunset.
wbparks.org | (248) 451-1900



The nature of community.





WEST BLOOMFIELD PARKS ADVENTURE GUIDE

- 1 BLOOMER PARK
- 2 BLOOMFIELD KNOLLS PARK
- 3 CONNECT SENIOR CENTER
- 4 DRAKE SPORTS PARK
- 5 KARNER FARM
- 6 KEITH SPORTS PARK
- 7 LILY PAD SPRINGS
- 8 MARSHBANK PARK
- 9 PINE LAKE PARK
- 10 RECREATION ACTIVITIES CENTER
- 11 SYLVAN MANOR PARK
- 12 WEST BLOOMFIELD TRAIL
- 13 W.B. WOODS NATURE PRESERVE

wb WELCOME!

Hello! If you're reading this guide, you might be new to West Bloomfield or maybe you are just looking for a new adventure in your own backyard. With nearly 600 acres of public parkland, 13 locations and hundreds of recreational programs and events each year, we've got you covered. At West Bloomfield Parks (WB Parks for short), we strive to ignite the adventurer in all of us - whether that's through exploring the 162-acre West Bloomfield Woods Nature Preserve, joining the West Bloomfield Dog Park to meet a new dog-loving

friend or taking your children to the Marshbank Park pier to teach them how to fish.

We hope you'll take advantage of the many recreational opportunities and beautiful parks available here in the Township. This pocket Adventure Guide gives a brief overview of each park/facility as well as the amenities featured at each location. For more information on recreation programs and upcoming park projects, follow us on our social media channels or sign up at wbparks.org to receive our weekly email update.



*restrooms are seasonal



WB Parks strives to make each park and facility as barrier-free as possible for the convenience of those with limited mobility. We are committed to uphold the integrity of the Americans with Disabilities Act (ADA) to ensure social equality and inclusion of all citizens. All of the parks and facilities outlined in this guide are ADA compliant and when possible, Universally Accessible.

wb FACILITY AND SHELTER RENTALS

WB Parks makes shelters and some rooms available for rent when they are not programmed with community activities. Shelter rentals are available Memorial Day weekend through the end of September. Room rentals have availability year-round. Visit wbparks.org/rentals to view videos of all rooms and shelters available for rent. Groups of 20 or larger are required to get a permit to rent a shelter.

	Bloomer Park*	Bloomfield Knolls*	Connect Senior Center	Keith Sports Park*	Drake Sports Park*	Lily Pad Springs*	Karner Farm	Marshbank Park	Pine Lake Park*	Recreation Activities Center	Sylvan Manor Park*	West Bloomfield Trail	WB Woods Nature Preserve
Little League/Softball				•	•			•	•		•		
Basketball Court	•	•							•		•		
Boat Launch	•												
Canoe/Kayak launch							•						
Community Garden (Permit Required)							•						
Vending				•	•	•		•		•			
Dog Park (Permit Required)							•						
Fishing Access	•							•					
Meeting Room			•		•			•		•			
Pickleball Court			•	•	•			•					
Picnic Shelter	•			•	•			•					
Play Structure	•	•			•			•	•		•		
Portable Restroom		•			•		•		•		•		
Restroom	•		•	•	•	•		•		•		•	•
Sand Volleyball Court								•					
Skate Park					•								
Sledding								•		•			
Soccer Field				•	•			•					
Splash Pad						•							
Tennis Court				•	•			•					
Walking Trail	•				•			•	•	•	•	•	•

Tennis courts at Drake, Pine Lake and Keith Sports Parks have pickleball court lines painted on them. Keith Sports and Pine Lake Parks do not have dedicated pickleball courts.



West Bloomfield has a long and robust history of being committed to conservation. With 28 lakes and over 150 wetlands, residents and visitors alike recognized the natural features in the Township should be protected for generations to come. To this day, WB Parks continues this legacy of stewarding green open spaces for the enjoyment of its residents. Initiatives such as preserving habitat for wildlife, creating pollinator friendly native plantings, utilizing energy efficient LED lighting, using electric mowing equipment, switching to liquids for deicing and encouraging staff to compost are just a few areas that WB Parks continues its commitment to conservation.

One of the best ways to make a long-term impact on the environment is to help create future environmental stewards. WB Parks, through its naturalist staff, offers a variety of hiking programs, school programs, camps and unique outdoor experiences to instill a love of nature in children and foster that feeling in adults. WB Parks believes that when people learn about the environment they live in and discover activities they enjoy outdoors, they develop a vested interest in its preservation.

Bloomer Park rests on the shores of Middle Straights Lake and is one of the most peaceful parks in the Township. The towering oak and elm trees provide great shade for a picnic. The park features a basketball court, a 0.3 mile nature trail, public boat launch, shelter (fits 40 people) and play structure (for ages 5-12). There is no swimming allowed at the Park, however, there are benches to enjoy the scenes and sounds of the private lake.





BLOOMFIELD KNOLLS PARK

1750 Henbert Rd | 2 acres

CONNECT SENIOR CENTER



33230 W 14 Mile Rd

Bloomfield Knolls Park is a small, two-acre neighborhood park located off Lochaven Road in the northwestern portion of the Township. This park features a play structure (for 5-12 year olds), a recently renovated basketball court and a picnic area.

Connect is a West Bloomfield senior gathering place, located on the corner of 14 Mile and Farmington Roads. The leased 9,000 sq. ft. space features a comfortable lounge area and large multi-purpose room that house a variety of senior-focused programs. Connect Members, who pay a small annual fee, enjoy free coffee, WIFI, members-only programs and more. Visit wbparks.org/connect or call (248) 451-1900 for hours and more information. This facility is open Monday-Friday from 8:30 am-4:00 pm.



wb DRAKE SPORTS PARK

6801 Drake Rd | 52 acres



Drake Sports Park is a 50+ acre park with something for nearly every sports-enthusiast. Highlights include a skate park, pickleball and tennis courts, lighted softball/little league fields, a paved $\frac{3}{4}$ mile walking trail with fit trac stops, a community building, soccer fields, a playscape (for 5-12 year olds) and shelter (fits 120 people).



- | | |
|-----------------------------|-------------------------------|
| A Soccer Field | I Parking Lots |
| B Ball Field | J Playground |
| C Drinking Fountain | K Picnic Shelter |
| D Seasonal Restrooms | L Maintenance Building |
| E Community Building | M Trail Access Point |
| F Pickleball Courts | N Fitness Stations |
| G Skate Park | O Paved Walking Trail |
| H Tennis Courts | |

KEITH SPORTS PARK

2750 Keith Rd | 15 acres

Keith Sports Park is adjacent to Keith Elementary School, on the northwest side of the Township, and features tennis courts, a shelter (fits 64 people), recently renovated softball/little league fields and a soccer field.



LILY PAD SPRINGS



6200 Farmington Rd | 5 acres

Lily Pad Springs splash pad features more than 50 play apparatuses, four water slides and a splash bucket that dumps 55 gallons of water approximately every four minutes. The splash pad uses a recirculation water system designed for water conservation.

The Universally Accessible spray park also features plenty of shaded seating areas, restrooms, changing rooms and lockers. There is an entrance fee to use the splash pad which is open the Friday of Memorial Day weekend through Labor Day. Tickets can be purchased in advance online at wbparks.org/lilypadspings.

Inclement weather hotline: (248) 451-1940



wb MARSHBANK PARK

2805 Hiller Rd | 108 acres

Marshbank Park is a true gem in West Bloomfield and serves as the gathering place for annual community events, family celebrations, nature explorers and fitness gurus alike. It sits on Cass Lake, the largest and deepest lake in Oakland County, and features more than 100 acres of park land. The Park has a natural aesthetic with plenty of areas to enjoy a quiet picnic or nature hike. Please note., there is no swimming allowed at the Park.

It is home to many special events throughout the year including the summer concert series, family camp out night and Trick-or-Treat Trail.

In 2010, WB Parks utilized environmentally sustainable improvements including rain gardens, bioswales, native plantings and porous asphalt paving to properly manage stormwater runoff. The Park was designed with both park users as well as flora and fauna in mind. The buildings feature geo-thermal heating and cooling and solar hot water heating for the seasonal restrooms.



- | | |
|---|---|
| A Lodge/Restrooms | L Paved walking trail
0.5 mile long |
| B Lodge Playground | M Walking trail
1 mile long |
| C Maintenance Building | N .53 Mile Nature Trail |
| D Oak Ridge Playground | O Parking Lots |
| E Oak Ridge Picnic Shelter
(fits 80 people) | P Sled Hill |
| F Overlook Deck & Seasonal Restrooms | Q Multi-Purpose Field |
| G Sand Volleyball Courts | 1 Ball Diamond #1 |
| H Maple Ridge Playground | 2 Ball Diamond #2 |
| I Maple Ridge Shelter
(fits 96 people) | Connector Path |
| J Canoe/Kayak Launch | Safety Path |
| K Fishing Pier | |

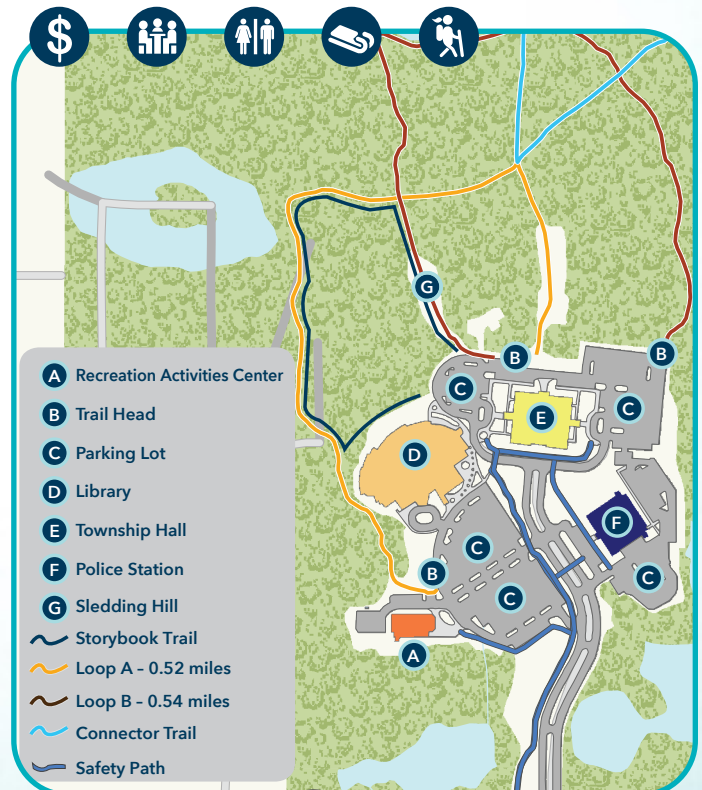


In partnership with the Bloomfield Hills School Board of Education, WB Parks will transform this 21-acre plot into a new and improved park space for the community over the next five years (2025-2030). A master plan for the site has been completed and features new pickleball, tennis and basketball courts, a play structure and more. Visit wbparks.org/pine-lake for the latest updates.



The Recreation Activities Center is located on the Civic Center Complex and is home to WB Parks' administrative offices. It also serves as home base for our nature education programs. The Nature Room features a variety of educational, hands-on action stations as well as live amphibians and reptiles set against a Michigan-native species mural, painted by a local artist.

Just outside of the building, we have the Outdoor Natural Play Area that incorporates natural elements for play, intentionally designed to engage children with nature. The Civic Center Complex sits on 70 acres of land and features nature trails with access points at the Recreation Activities Center, the West Bloomfield Library and Town Hall.

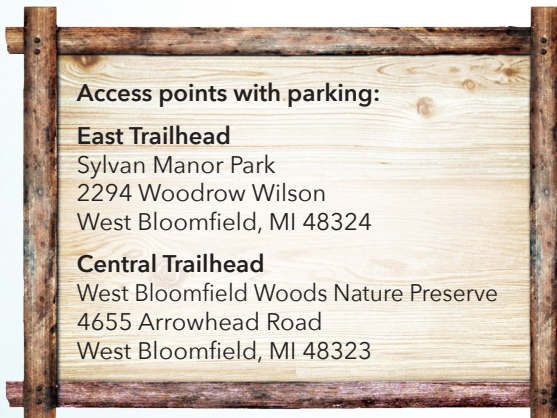


wb WEST BLOOMFIELD TRAIL

Central Trailhead, 4655 Arrowhead Rd | 6.8 miles

The West Bloomfield Trail is a 64 acre linear park that meanders for 6.8 miles through West Bloomfield, Orchard Lake, Keego Harbor and Sylvan Lake. The Trail extends from Sylvan Manor Park to the east to Haggerty Road to the west. Where trains once rolled, you may now walk, cross-country ski or bike amidst wildflowers, wetlands, woodlands, commercial districts and residential communities. A restroom facility is located at the Arrowhead Rd. Trailhead.

The West Bloomfield Trail is a former railroad corridor that has been purchased and developed over the years with the assistance of grants from the Michigan DNR and the Michigan DOT. It is part of the larger, Great Lake-to-Lake Trail Route #1, which is a 275-mile shared use trail across Michigan's southern Lower Peninsula that links Lakes Michigan and Huron.



TRAIL RULES & ETIQUETTE

- Stay to the right, pass on the left
- Announce your presence before passing others with a bell, horn or voice
- Use crosswalks at road crossings
- Use hand signals
- Wear reflective clothing
- Stay on the designated trail
- 15 MPH speed limit
- Motorized vehicles are prohibited except for mobility devices and Class 1 ebikes.





WEST BLOOMFIELD TRAIL

Central Trailhead, 4655 Arrowhead Rd | 6.8 miles



The West Bloomfield Trail and the Clinton River Trail cross Orchard Lake Road five times. In case of emergency, note that location's crossing number.

TRAIL DISTANCES:

- Haggerty to Walnut Lake: 0.25 miles
- Walnut Lake to Halsted: 1.4 miles
- Halsted to Arrowhead: 1 mile
- Arrowhead to Mirror Lake: 0.64 miles
- Mirror Lake to Arline: 0.32 miles
- Arline to Orchard Lake #1: 0.77 miles
- Orchard Lk Rd #1 to Orchard Lk Rd #2: 0.77 miles
- Orchard Lk Rd #2 to Orchard Lk Rd #3: .76 miles
- Orchard Lk Rd #3 to Sylvan Manor Park: 0.89 miles




WEST BLOOMFIELD WOODS NATURE PRESERVE

4655 Arrowhead Rd | 162 acres

Visiting the West Bloomfield Woods Nature Preserve feels like an up north getaway right here in West Bloomfield. The 162-acre Preserve is located along the West Bloomfield Trail with access at the central trailhead on Arrowhead Road. The total distance if you walk both loops and the connector trail is approximately 2 miles.

The Preserve is frequented by over 100 bird species as well as white-tail deer, red fox, coyote, weasel, mink, turtles and salamanders. Great carpets of white trillium and yellow trout lilies thrive under mature oak and hickory trees. Large black walnuts and wild dogwoods can also be found within the Preserve.

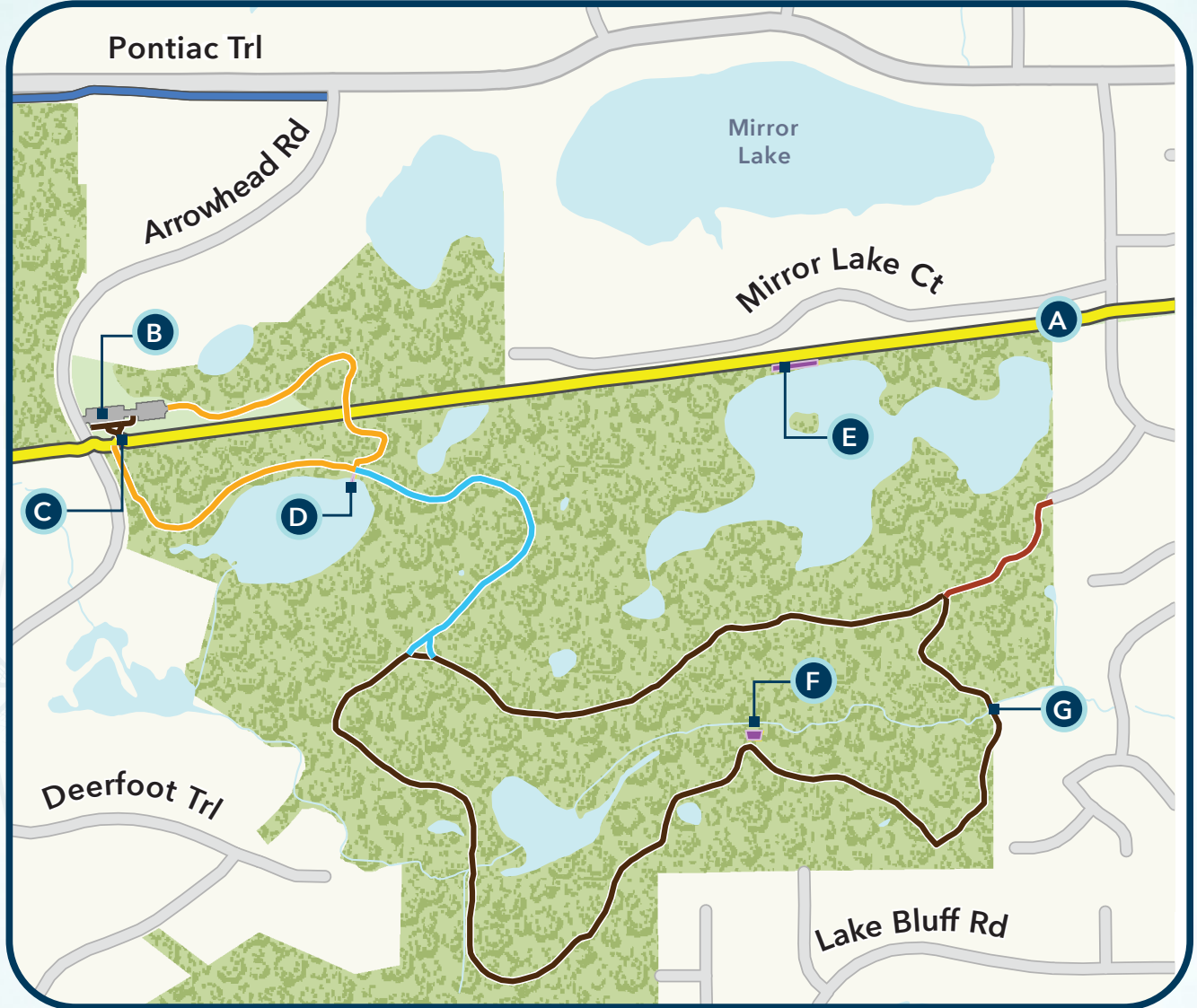
Please note: bikes are strictly prohibited in the Preserve.





WEST BLOOMFIELD WOODS NATURE PRESERVE

4655 Arrowhead Rd | 162 acres



- A** West Bloomfield Trail
- B** Trailhead Parking
- C** Restrooms
- D** Overlook #1
- E** Overlook & Telescope
- F** Overlook #2

- G** Bridge
- Loop A - 0.5 miles
- Loop B - 1.3 miles
- Connector Trail - 0.2 miles
- Subdivision Connector
- Safety Path






Karner Farm is a scenic property that is home to the West Bloomfield Dog Park and Community Garden.

The West Bloomfield Dog Park offers nearly 4 acres of fenced-in area and is divided into 3 sections - one for all dogs, one for small dogs up to 25 lbs and one for people with physical limitations (ADA Accessible). Registration requires an Oakland County License, an annual permit application and fee as well as proof of up-to-date vaccinations for your dog.

The Community Garden includes 64 plots which are gated and require an annual permit for entry.



Sylvan Manor Park is a neighborhood park that also serves as the eastern trailhead to the West Bloomfield Trail and the western trailhead for the Clinton River Trail. The Park has a basketball court, softball/little league field and a playground (for ages 5-12).





Recreation Activities Center
4640 Walnut Lake Road
West Bloomfield, MI 48323

For office hours, visit wbparks.org/contact.

Parks are open 8 am to sunset.

Phone: 248.451.1900
Email: info@wbparks.org

wbparks.org



The nature of community.

